



Puros® Block Allograft



Changing the concept of block grafting.

Puros Block Allograft is the fast and effective solution for predictable block grafting results. Sterilized and preserved using the proprietary *Tutoplast*® Process, *Puros* Block Allograft offers a high-quality alternative for successful bone regeneration.

- Eliminates the need for a secondary surgical procedure to harvest an autogenous bone block, thereby saving time, reducing pain, and shortening the patient's rehabilitation period.
- Retains the natural collagen matrix and mineral structure of human bone.
- Regenerates and remodels into vital, vascularized bone.
- Easy handling, quick hydration, five-year shelf life and room temperature storage.



Puros Corticocancellous Block



Puros Cortical Particles



Puros Cancellous Particles



Puros Allograft Family of Products – Filling nature's void.
A complete line of products to use together or separately for every bone grafting need.




zimmer | dental
Confidence in your hands®


Puros Block Allograft

The unique Tutoplast Process

The *Puros* Allograft family of products is refined using the proprietary *Tutoplast* Process. While preserving the valuable collagen matrix and minerals, this process gently removes unwanted materials, such as fats, cells, and antigens, and inactivates pathogens.




1. Delipidization



2. Osmotic treatment



3. Oxidative treatment



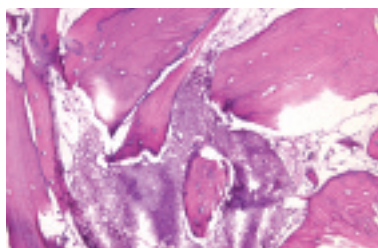
4. Solvent dehydration



5. Limited-dose gamma irradiation

Clinical advantages of Puros Block Allografts¹

- Studies demonstrate clinical results comparable to autogenous block grafting.
- Able to stabilize implants after 5 months.
- Provides the benefits of both cortical and cancellous bone for dimensional ridge augmentation.
- *Tutoplast*-Processed tissues have been used for over 25 years in more than 500,000 cases with no disease transmission.



Rapid incorporation of Puros Block Allograft is histologically demonstrated (6 months, 200x, hematoxylin and eosin).

Take a closer look



Figure A
Preoperative: narrow ridge.



Figure B
Puros Block Allograft in place.



Figure C
Postoperative: Puros Block Allograft incorporated in bone after healing.



Figure D
Rehabilitated ridge with implant restoration.

Clinical photos courtesy of J. Daulton Keith, Jr., DDS, FICD. Histology courtesy of Karl J. Zeren, DDS. Individual results may vary.

Ordering information*

Catalog Number	Description
8220R	<i>Puros</i> Block Allograft, 10mm
8221R	<i>Puros</i> Block Allograft, 15mm

*Call for availability of product in your area.

¹Data on file.

To learn more about this product, please visit us online at www.zimmerdental.com or to speak to a sales representative, call 800 854 7019.

To receive our eNews visit us at http://www.zimmerdental.com/news_eNewsletterSignUp.aspx

For more information about our Products, Professional Programs and Continuing Education, contact us:

In the U.S. 800 854 7019
To fax an order 888 225 2483
Outside the U.S. +1 760 929 4300
Australia +61 (0)2 9950 5444
Canada +1 905 567 2073 or 1 800 265 0968

France +33 (0)1 45 12 35 35
Germany +49 (0)761 4584 722/723
Israel +972 (0)3 6124242
Spain +34 93 846 05 43



zimmer | dental
Confidence in your hands[®]

Zimmer Dental
1900 Aston Avenue
Carlsbad, CA 92008-7308
USA

www.zimmerdental.com