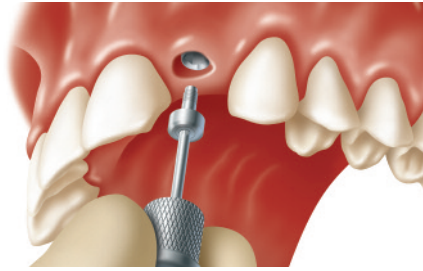
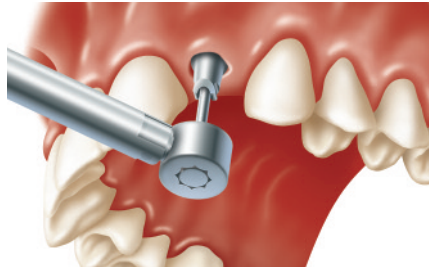


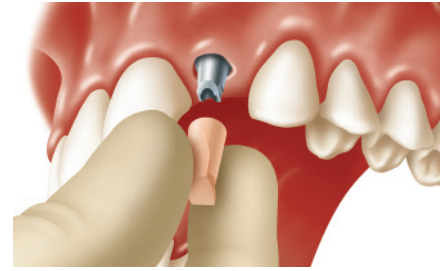
Hex-Lock™ Contour Abutment Restorations



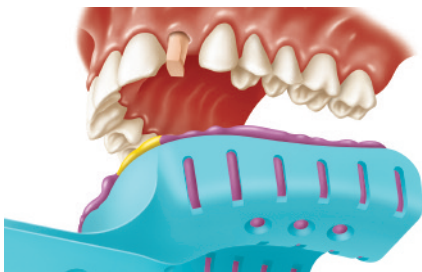
1. Remove Healing Collar from implant using the 1.25mmD (0.050") Hex Tool.



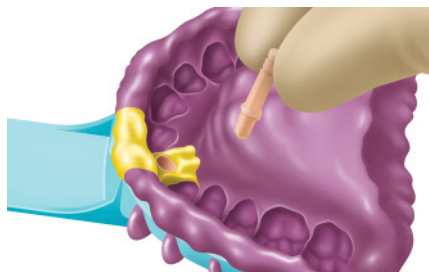
2. Seat *Hex-Lock* Contour Abutment onto implant. The short side of the cuff should be oriented toward the buccal aspect. Tighten screw to 30 Ncm with a calibrated prosthetic torque wrench. Verify with x-rays that abutment is fully seated.



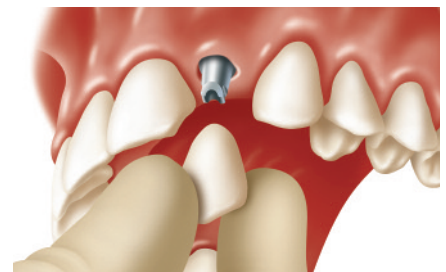
3. Place impression cap over abutment, making sure cap is aligned with the contours of the margin. Snap cap into place. If modifications to abutment are needed, take an impression of the unmodified abutment before modifications are made. Then communicate modifications to the laboratory.



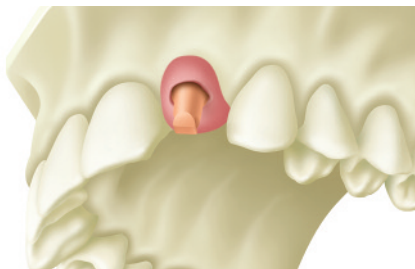
4. Syringe impression material around the impression cap and record a full-arch impression. The cap will be picked up in the impression.



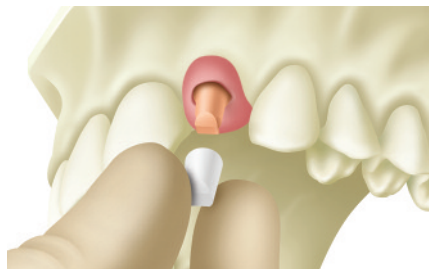
5. Align Contour Abutment Analog with impression cap and insert into impression. Snap analog into impression cap.



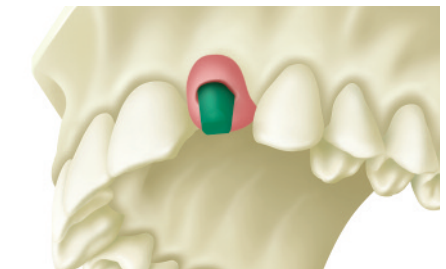
6. Prepare provisional crown by applying acrylic to Provisional Coping or use coping alone. Block out screw channel and cement crown or cap in place using provisional cement.



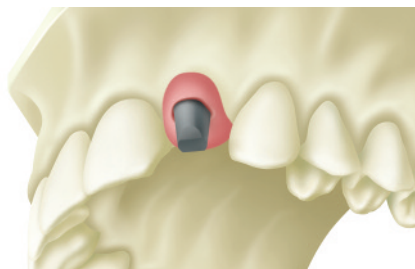
7. In the laboratory, pour model in die stone using soft tissue material to represent gingival contours.



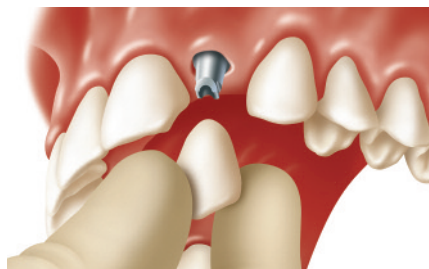
8. Place the Contour Waxing Coping on the abutment analog in the master cast. The coping does not engage the abutment.



9. Seal the margins of the waxing coping. Wax and cast the coping using traditional prosthodontic techniques.



10. Apply porcelain to casting to complete restoration.



11. Remove provisional crown. Clean off any remaining cement. Block out screw channel. Cement final crown.



12. Completed restoration in place.

Note: This guide is for educational use only.

Refer to the Zimmer Dental Prosthetic Instructions for Use (#4894) and *Zimmer*® *Hex-Lock* Contour Abutment System Instructions for Use (#5896) for complete instructions on these products.

Tapered Screw-Vent® and Screw-Vent® Prosthetics Order Form



Qty.	Hex-Lock Contour Abutments		
	Platform Diameter	EP	Cuff Height
	ZOA341S	3.5mm	4.5mm 1mm
	ZOA342S	3.5mm	4.5mm 2mm
	ZOA343S	3.5mm	4.5mm 3mm
	ZOA441S	4.5mm	4.5mm 1mm
	ZOA442S	4.5mm	4.5mm 2mm
	ZOA443S	4.5mm	4.5mm 3mm
	ZOA451S	4.5mm	5.5mm 1mm
	ZOA452S	4.5mm	5.5mm 2mm
	ZOA453S	4.5mm	5.5mm 3mm
	ZOA561S	5.7mm	6.5mm 1mm
	ZOA562S	5.7mm	6.5mm 2mm
	ZOA563S	5.7mm	6.5mm 3mm



Qty.	Hex-Lock Contour Abutments, 17°		
	Platform Diameter	EP	Cuff Height
	ZOA341A	3.5mm	4.5mm 1mm
	ZOA342A	3.5mm	4.5mm 2mm
	ZOA441A	4.5mm	4.5mm 1mm
	ZOA442A	4.5mm	4.5mm 2mm
	ZOA451A	4.5mm	5.5mm 1mm
	ZOA452A	4.5mm	5.5mm 2mm
	ZOA561A	5.7mm	6.5mm 1mm
	ZOA562A	5.7mm	6.5mm 2mm

Qty.	Contour Abutment Try-In Kit
	ZOATKIT Includes try-ins for 3.5mm, 4.5mm & 5.7mm platforms, straight and angled

Note: Match components to emergence profile of the abutment. 3.5mm emergence profile caps and copings are for the Zimmer One-Piece Implant only.

For a complete list of products and tooling, please refer to the current product catalog.



Qty.	Contour Abutment Try-Ins	
	Platform Diameter	Emergence Profile Diameter
	ZOAT34	3.5mm 4.5mm
	ZOAT45	4.5mm 5.5mm
	ZOAT56	5.7mm 6.5mm



Qty.	Contour Restorative Kits, Includes Impression Cap, Analog, Waxing Coping & Provisional Coping	
		Emergence Profile Diameter
	ZORKIT3S	3.5mm Straight
	ZORKIT4S	4.5mm Straight
	ZORKIT5S	5.5mm Straight
	ZORKIT6S	6.5mm Straight
	ZORKIT4A	4.5mm Angled
	ZORKIT5A	5.5mm Angled
	ZORKIT6A	6.5mm Angled

Qty.	Contour Impression Caps	
		Emergence Profile Diameter
	ZOCIMP3S	3.5mm Straight
	ZOCIMP4S	4.5mm Straight
	ZOCIMP5S	5.5mm Straight
	ZOCIMP6S	6.5mm Straight
	ZOCIMP4A	4.5mm Angled
	ZOCIMP5A	5.5mm Angled
	ZOCIMP6A	6.5mm Angled

Color Coding for Contour Impression Caps and Contour Abutment Analogs

Color	Emergence Profile Diameter
Light Blue	3.5mm
Tan	4.5mm
Rose	5.5mm
Yellow	6.5mm



Qty.	Contour Provisional Copings	
		Emergence Profile Diameter
	ZOCPROV3S	3.5mm Straight
	ZOCPROV4S	4.5mm Straight
	ZOCPROV5S	5.5mm Straight
	ZOCPROV6S	6.5mm Straight
	ZOCPROV4A	4.5mm Angled
	ZOCPROV5A	5.5mm Angled
	ZOCPROV6A	6.5mm Angled



Qty.	Contour Abutment Analogs	
		Emergence Profile Diameter
	ZOANA3S	3.5mm Straight
	ZOANA4S	4.5mm Straight
	ZOANA5S	5.5mm Straight
	ZOANA6S	6.5mm Straight
	ZOANA4A	4.5mm Angled
	ZOANA5A	5.5mm Angled
	ZOANA6A	6.5mm Angled



Qty.	Contour Waxing Copings	
		Emergence Profile Diameter
	ZOCWAX3S	3.5mm Straight
	ZOCWAX4S	4.5mm Straight
	ZOCWAX5S	5.5mm Straight
	ZOCWAX6S	6.5mm Straight
	ZOCWAX4A	4.5mm Angled
	ZOCWAX5A	5.5mm Angled
	ZOCWAX6A	6.5mm Angled

For questions or to fax orders:

In the U.S. 1 (800) 854-7019
Fax 1 (888) 225-2483

Outside the U.S. +1 (760) 929-4300
Fax +1 (760) 431-7811

Australia +61 (0)2 9950 5434
Fax +61 (0)2 9975 3594

Canada +1 (905) 567-2073
or 1 (800) 265-0968
Fax +1 (905) 567-2076

France +33 (0)1 45 12 35 35
Fax +33 (0)1 45 60 04 88

Germany +49 (0)761 1 56 47 0
Fax +49 (0)761 1 56 47 490

Israel +972 (0)3 6124242
Fax +972 (0)3 6124243

Italy +39 043 855 5573
Fax +39 043 855 3181

Spain +34 93 846 05 43
Fax +34 93 845 43 25

www.zimmerdental.com

Customer Account _____

Ship To: Dr. Name _____

Phone (____) _____

Address _____

City _____

State _____ Zip _____

Ship Via Federal Express

2-Day Overnight (5:30 pm) P1 (10:30 am)

Must Arrive By _____

Payment Options

Invoice COD

Visa Mastercard AmEx

Credit Card # _____

Exp. Date _____

Signature _____

